



Button Guide

Adding your 'Reserve' button to your website

ResDiary provides a reserve button which is easy to install on your website to start taking online reservations!

Your ResDiary.com Microsite


Your restaurant microsite is a mobile optimised web page with your restaurant information and images. This will contain verified reviews from your customers, information about your venue, social media links and images of your choice. Any malicious reviews reported by an operator will be removed by ResDiary without question.

[Read more about your microsite and verified feedback](#)

Your Reserve Button

This button directs diners to your bespoke ResDiary microsite on ResDiary.com so they can check availability, view your promotions and offers – and make their reservation! To add your ResDiary 'Reserve' button to your website, simply copy the code in the box below, and ask your web developer to add to your website. Alternatively, forward this document.

*** Please change MicrositeName with your restaurants' unique name.**



```
<a title="Book with ResDiary" href="https://www.resdiary.com/Restaurant/BossaNova#booking">  
  
</a>
```



```
<a title="Book with ResDiary" href="https://www.resdiary.com/Restaurant/BossaNova#booking">  
  
</a>
```



```
<a title="Book with ResDiary" href="https://www.resdiary.com/Restaurant/BossaNova#booking">  
  
</a>
```

Managing Function Enquiries


What are function enquiries used for?

Resdiary allows your Functions/Event/Restaurant Managers to promote areas of your restaurant as available spaces for Private Dining, events or functions. You decide which areas of your restaurant are available, for max how many covers and if any specific promotions apply. Online browsers visiting your restaurants resdiary.com listing will then be able to search for available dates and submit enquires which your functions managers can pick up and manage within resdiary to the point of conversion to booking.


Your Enquire Now Button

To add your ResDiary 'Enquire Now' button to your website, simply copy the code in the box below, and ask your web developer to add to your website. Alternatively, forward this document.

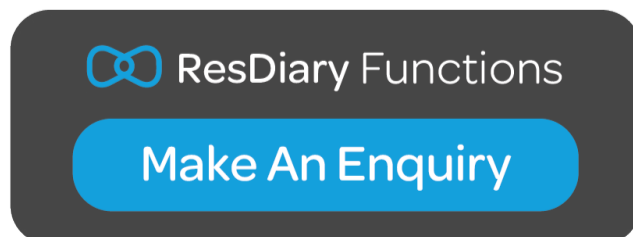
*** Please change MicrositeName with your restaurants' unique name.**



```
<a title="Book with ResDiary" href="https://www.resdiary.com/Restaurant/MicrositeName?isFunctionEnquiry=true#booking">  
  
</a>
```



```
<a title="Book with ResDiary" href="https://www.resdiary.com/Restaurant/MicrositeName?isFunctionEnquiry=true#booking">  
  
</a>
```



```
<a title="Book with ResDiary" href="https://www.resdiary.com/Restaurant/MicrositeName?isFunctionEnquiry=true#booking">  
  
</a>
```

Reserve Button Implementation Guide




```
<a title="Book with ResDiary" href="https://www.resdiary.com/Restaurant/BossaNova#booking">  
  
</a>
```




```
<a title="Book with ResDiary" href="https://www.resdiary.com/Restaurant/BossaNova#booking">  
  
</a>
```




```
<a title="Book with ResDiary" href="https://www.resdiary.com/Restaurant/BossaNova#booking">  
  
</a>
```



```
<a title="Book with ResDiary" href="https://www.resdiary.com/Restaurant/MicrositeName?isFunctionEnquiry=true#booking">  
  
</a>
```



```
<a title="Book with ResDiary" href="https://www.resdiary.com/Restaurant/MicrositeName?isFunctionEnquiry=true#booking">  
  
</a>
```



```
<a title="Book with ResDiary" href="https://www.resdiary.com/Restaurant/MicrositeName?isFunctionEnquiry=true#booking">  
  
</a>
```